



University of
New Hampshire

University System
of New Hampshire

Orientation

Division II House Finance Committee

January 27, 2025

About the University System of NH (USNH)



- Three institutions: the University of NH (UNH), Keene State College (KSC) and Plymouth State University (PSU).
- Total enrollment in fall 2024 was 23,000, 19,000 (83%) is undergraduate. UNH made up 69% of total enrollment, KSC 14% and PSU 17%.
- FY 24 total operating expenses were \$928 million, \$188 million (20%) was direct research spend which has grown 75% since FY 19.
- UNH is one of only 146 universities (4%) in the country classified as R1. R1 is the highest level of research activity in the Carnegie Classification of Institutions of Higher Education.

- Significant driver of the educated workforce pipeline in NH with over 3000 graduates (bachelors and advanced) entering the NH workforce each year.
- \$3.7 billion economic impact for the State each year.
- Work with businesses to inform the curriculum necessary for future NH workforce and innovation.
- Relationships with thousands of businesses, providing a close connection between NH employers and our students, graduates and research.
- UNH Cooperative Extension has reach to every corner of our State benefiting the citizenry in areas such as food safety, health and wellness, economic development, agriculture, natural resources and more.
- PSU and KSC are deeply embedded in the regions of our State where they are located.

USNH Undergraduate Student Profile



- Fall 2024 undergraduate enrollment: 18,978
- 52% are NH residents
- 30% are first-generation college goers
- 86% receive financial aid
- 67.6% bachelor's graduation rate, highest among New England publics
- Top majors: business, health professions, psychology, biology, communications, engineering

NH Top Occupational Demand Requiring Postsecondary Education



*Top 12 occupations by education level with “Very Favorable Outlook” and highest average annual openings projected 2022 to 2032
(NH Employment Security, Economic and Labor Market Information Bureau)*

K Keene State / **P** Plymouth State / **U** UNH

BACHELOR’S with avg annual openings	PROG
Manager: General/Operations 1,537	K P U
Registered Nurse* 852	K P U
Software Developer 748	K P U
Accountant, Auditor 689	K P U
Marketing, Market Research Analyst 495	K P U
Human Resources Specialist 455	K U
Management Analyst 454	P U
Manager: Financial 403	K P U
Project Management Specialist 314	U
Manager: Computer/Info Systems 310	P U
Counselor: Mental Health, Subst Abuse 268	U
Sales Rep: Manufacturing, Tech, Sci 236	K P U

MASTER’S / DOCTORATE with avg annual openings	PROG
School Counselor: Ed, Guidance, Career (M) 187	P
Nurse Practitioner (M) 161	U
Lawyer [not specified] (D) 106	U
Physical Therapist (D) 96	P
Physician Assistant (M) 83	
Occupational Therapist (M) 70	U
Speech-Language Pathologist (M) 67	U
Social Worker: Health Care (M) 56	U
Postsec Instructor: Nursing (M) 51	U
Postsec Teacher: Business (D) 36	
Postsec Teacher: Health Specialties (D) 36	
Social Worker: Ment Health, Subst Abuse (M) 32	U

* Associate degree min education requirement

Projected job openings, outlook, and minimum education requirement data from NH Employment Security, Economic and Labor Market Information Bureau. “Very favorable outlook” describes a combined growth rate of at least 5.6% and at least 23 annual job openings. These occupations are expected to provide the best employment opportunities through 2032. Average annual openings include exits and transfers.

NH Resident vs Non-resident Workforce After Graduation



Due to limitations around the disclosure and accessibility of confidential, personally identifiable information (PII) at the state and federal levels, there is no definitive source of information that can ascertain the employment outcomes of USNH graduates. However, combining various aggregate and qualitative data can inform our understanding of the USNH pipeline into the NH workforce.

EST	
2000	Based on NHES aggregate employment records (2023 Q2), about 42%+ of graduating 2022 bachelor's students (~4,700) were working in NH within 1 year of graduation
750	Based on the 2023 First Destination survey, about 60% of graduating postbaccalaureate/master's students (~1300) were working in NH within 1 year of graduation
150	Applies an average of the two rates (~50%) to doctor's degree grads (~300)
<hr/>	
≈ 3000	Annual workforce

Based on NHES employment records, about 80% of grads working in NH within 1 year of graduation were NH resident students and about 20% were nonresident.

Where Does the State Investment Go?



State General Appropriation		FY25
UNH	\$	51,871,153
Keene		14,181,720
Plymouth		14,887,540
Subtotal, Core Campuses	\$	80,940,413
Agricultural Experiment Station	\$	4,852,996
Center for Industrial Research Development		157,651
Cooperative Extension Service		4,505,600
Cooperative Extension Service Counties		3,551,130
Marine Research and Development		992,210
Subtotal, Research & Public Service	\$	14,059,587
Total	\$	95,000,000

The State investment buys down in-state tuition (about \$7300 per NH student in FY 25) and partially funds impactful statutory programs such as Cooperative Extension. Other statutory programs such as tuition waivers for national guard and foster children are not included.

In-State vs Out-of-State Tuition



Appropriation FY25 **\$95 M**
less state services \$13,693,156

Appropriation per NH FTE **\$7,257**

**NH Student Net Tuition
Revenue per NH FTE** **\$6,998**

.....
sum **\$14,298**

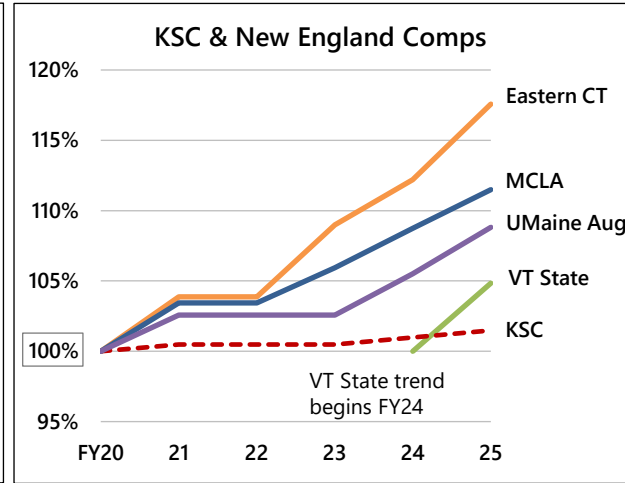
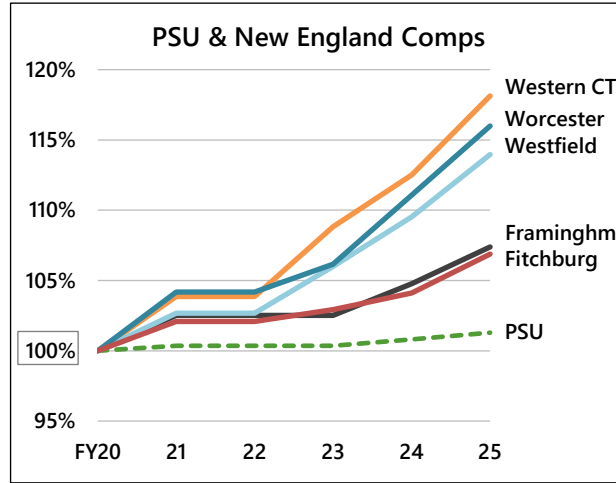
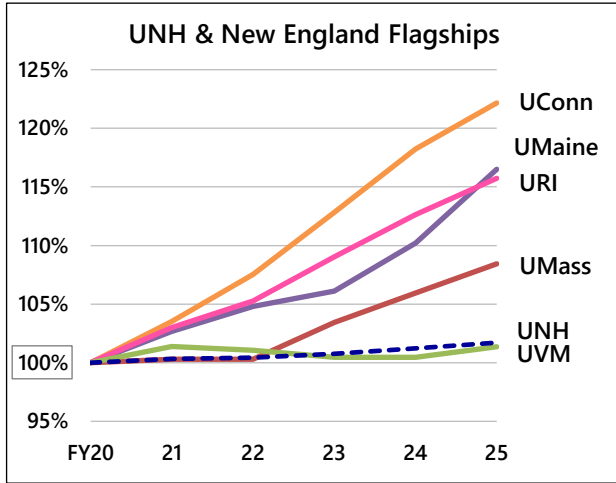
**NonResident Net Tuition
Revenue per NR FTE** **\$16,629**

.....
difference **-\$2,330** ➔

**Net Revenue Differential
per NH Student FTE**

In-State Tuition & Fees (Sticker)

Annual Rates Indexed to FY20



UNH Durham, UConn Storrs, UMaine Orono, UMass Amherst

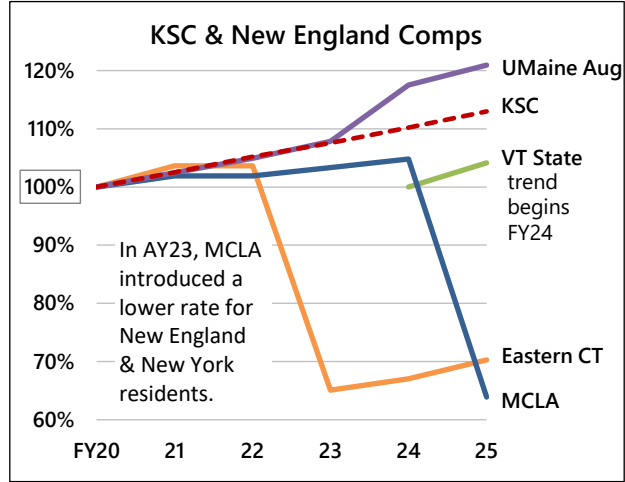
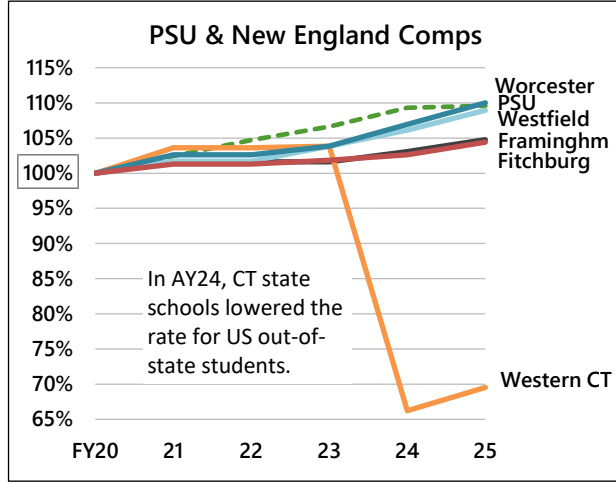
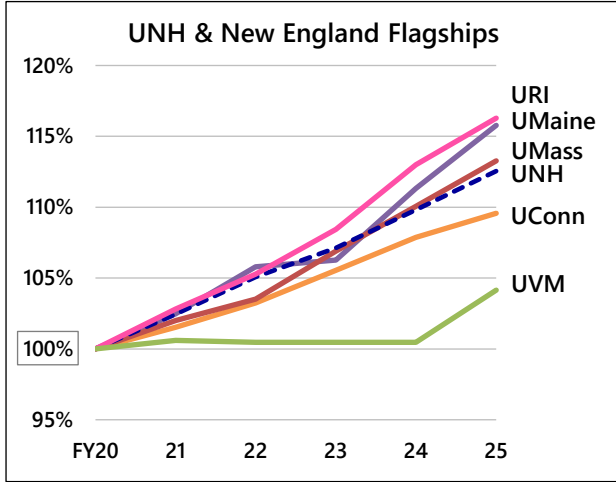
USNH has led the region in controlling in-state tuition rates over the past 5 years but has higher gross rates than most comparable New England publics. Note, USNH financial aid increases have significantly - or more than - offset conservative 'sticker' rate increases on fees during this period.

2024-25 In-state Tuition & Fee Rate (Posted Sticker) and 5-Yr Change: FY20 to FY25

UConn	\$21,044	22.2%	PSU	\$14,626	1.3%	KSC	\$14,784	1.5%
UNH	\$19,202	1.7%	Western CT	\$13,401	18.1%	Eastern CT	\$13,928	17.6%
UVM	\$19,058	1.4%	Westfield	\$12,364	14.0%	MCLA	\$12,186	11.5%
UMass	\$17,772	8.4%	Framingham	\$11,920	7.4%	VT State	\$11,952	na
URI	\$16,858	15.7%	Worcester	\$11,786	16.0%	UMaine Aug	\$8,888	8.8%
UMaine	\$13,326	16.5%	Fitchburg	\$11,340	6.9%			

Out-of-state Tuition & Fees (Sticker)

Annual Rates Indexed to FY20



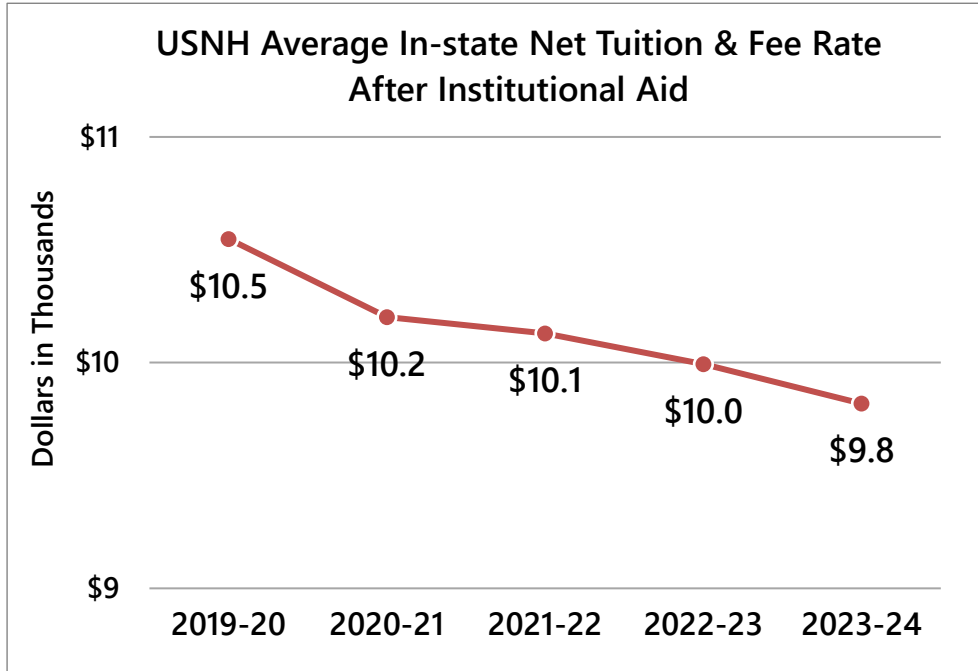
UNH Durham, UConn Storrs, UMaine Orono, UMass Amherst

UNH is competitively priced regionally despite year-over-year increases. PSU and KSC gross rates are comparatively high among regional peers. Note, USNH financial aid increases significantly offset nonresident tuition 'sticker' increases.

2024-25 Out-of-state Tuition & Fee Rate (Posted Sticker) and 5-Yr Change: FY20 to FY25

UVM	\$45,502	4.1%	PSU	\$25,566	9.6%	KSC	\$26,840	13.0%
UConn	\$43,712	9.6%	Westfield	\$18,444	8.9%	VT State	\$22,296	na
UMass	\$40,449	13.3%	Framinghm	\$18,000	4.8%	UMaine-Aug	\$22,178	20.9%
UNH	\$39,852	12.5%	Worcester	\$17,866	10.0%	Eastern CT	\$17,428	-29.7%
URI	\$36,846	16.3%	Fitchburg	\$17,426	4.4%	MCLA	\$12,701	-36.1%
UMaine	\$36,756	15.8%	Western CT	\$16,901	-30.5%			

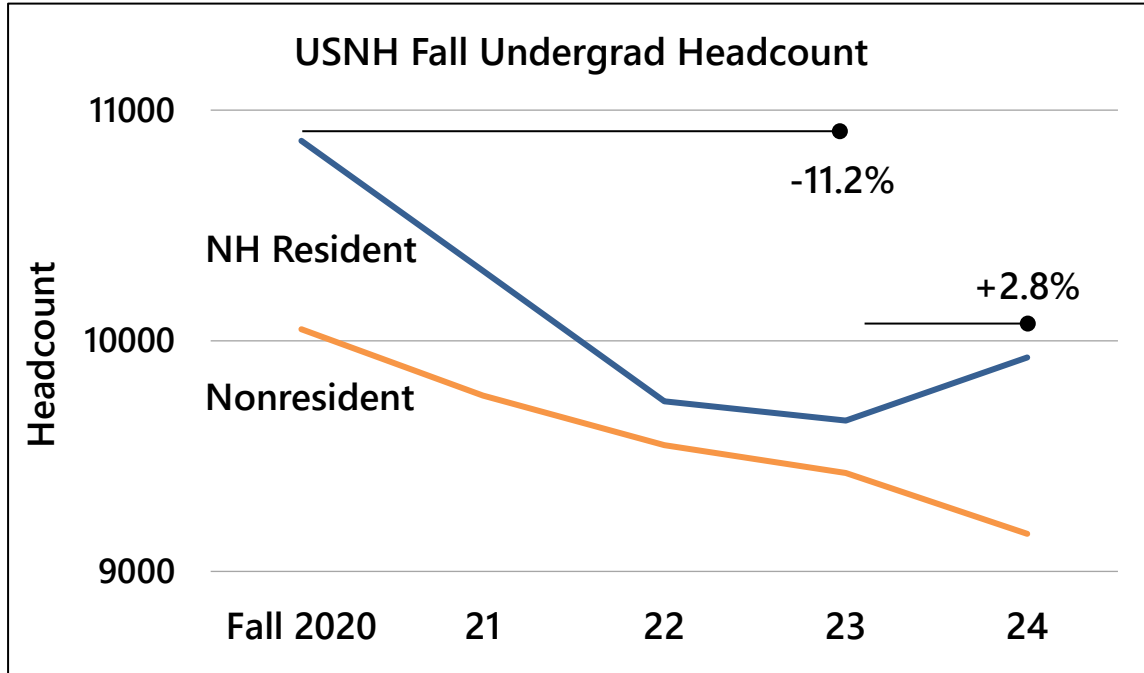
Support for NH Students



Flat tuition rates supported by increased State funding coupled with significantly increased aid from USNH resources help to make public postsecondary education accessible and affordable for NH students.

Average Net Tuition & Fees
4-year change: -6.9%
1-year change: -1.7%

Enrollment is Declining But NH Enrollment Grew in Fall 2024

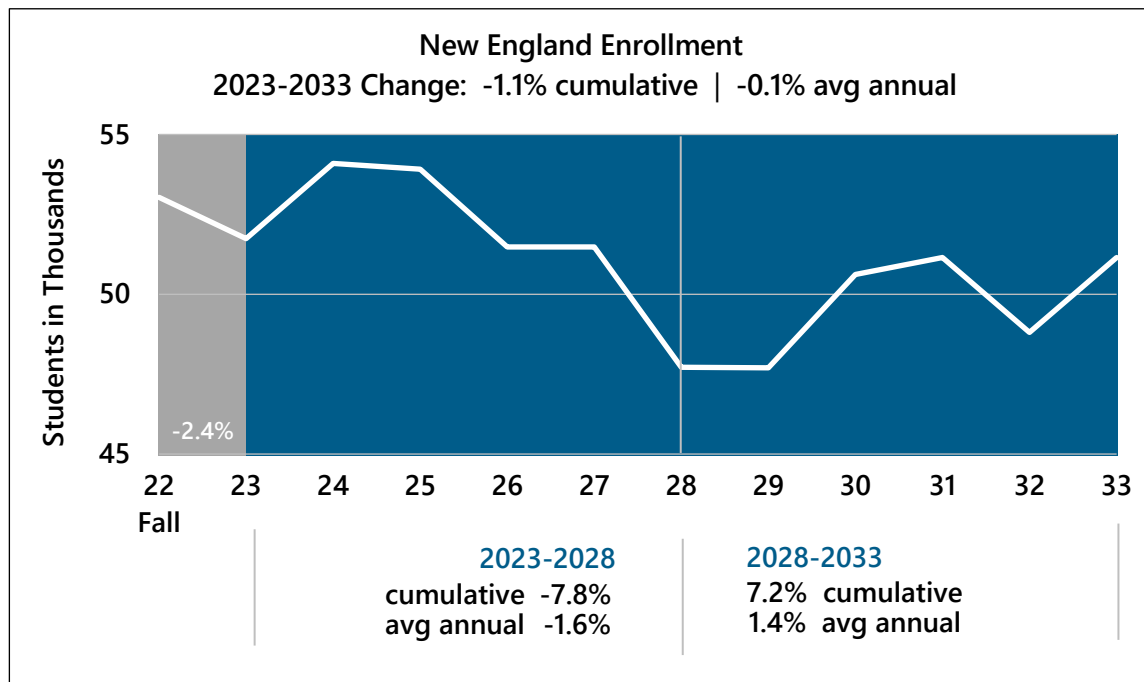


After 12 consecutive years of NH undergrad enrollment decline (fall 2012-2023, -37.3%), the number enrolling at USNH institutions increased in Fall 2024.

First-Year Student Enrollment Projected to Decline Further New England Public 4-Year College-Goers



University System
of New Hampshire



Examples of What USNH is Doing About It



- Reducing cost structure:
 - Over a five-year period, during which inflation rose 23%, USNH non-grant employee compensation only increased 2%.
This is due in part to:
 - Fewer faculty and staff (reduction of 5.4% FT and 19% PT since 2019).
 - Reduced employer contributions for retirement
 - Reduced medical plan benefits and increasing employee premiums
 - Selling and demolishing buildings to reduce footprint and exiting leased space
 - Investing in new technology to drive administrative efficiency

Examples of USNH Partnerships



- Strong partnerships between CCSNH and USNH following recommendations made by the Governor's task force.
 - Over 100 pathways between the systems have been developed and common transfer technologies are being worked on.
 - Direct Admission program
 - Multiple administrative collaborations, including the USNH System Office moving to the NHTI campus.
- USNH is critical to the State's future workforce. UNH was the inaugural higher ed member of NH Life Sciences. USNH is partnering with BEA on its Advanced Manufacturing strategies.
- Strong internship programs partnering with thousands of NH employers
 - Non-resident students participating in NH internships are twice as likely to stay and work in NH after graduation.

Examples of USNH Innovation



- PSU was recently approved to deliver 3-year applied bachelor degrees in Business Administration, Cybersecurity, Outdoor Adventure Leadership, Police Studies and Robotics .
- KSC is nearing completion of a diamond turning/optics lab. KSC is the only four-year college AmeriCOM (American Center for Optics Manufacturing) has chosen to partner with. The Monadnock region is the global leader in diamond turning manufacturing with 6 companies employing more than 1000.
- UNH research is a powerhouse for a university of its size and is focused on providing students with opportunities to participate in a variety of quality research.
- John Olson Advanced Manufacturing Center at UNH is providing hands-on, interdisciplinary learning opportunities for high school, community college and USNH students while collaborating with industry.

Contact



Catherine A. Provencher
Chancellor

catherine.provencher@usnh.edu

Cell: (603) 494-0638

Office: (603) 862-1622

Lauren Banker

Senior Director of Government Relations, USNH

Lauren.Banker@unh.edu

(603) 475-4910